

MP COAT HOOK

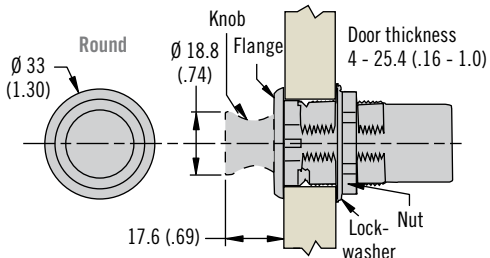
- Single, round-hole installation
- Flush pop out knob
- Corrosion-resistant materials

Installation Notes

Max. tightening torque on mounting nut:
4.5 N·m (40 in-lbf)

For part numbers see page 64

Installation



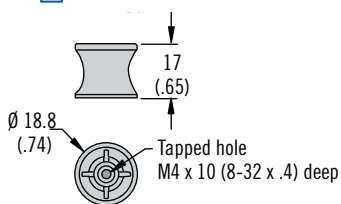
MP PULLS

- Stylish knob design
- Finish and flange shape flexibility
- Order knob and flange separately

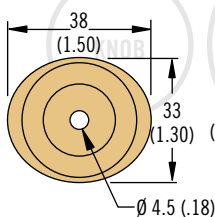
MP - 06 - 1 **S** - **F**

- F** Finish
- 10 Chrome, polished
 - 20 Chrome, satin
 - 30 Nickel, brushed
 - 40 Diamond brass
 - 50 Powder coated, black
 - 60 Nickel, satin
 - 70 Powder coated, white

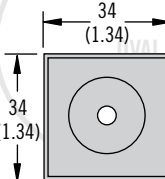
Knob **S** = 00 8-32 Thread
S = 40 M4 Thread



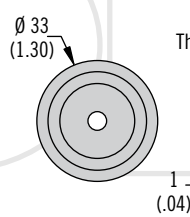
Oval flange **S** = 10



Square flange **S** = 20



Round flange **S** = 30

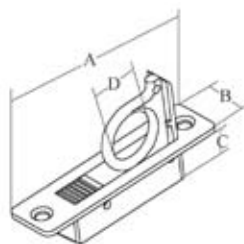


Thru Flange Section



PULL RING

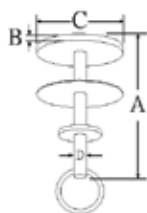
- 316 stainless steel
- Installs flush
- Spring loaded pull ring



Part No	A mm	B mm	C mm	D mm
M7-90-9507480	83 (3-1/4")	21 (7/8")	12 (1/2")	19 (3/4")

HATCH PULL

- 316 stainless steel



Part No	A	B	C	D
M5-10-281-8	54 (2 1/8")	3.2 (1/8")	32 (1 1/4")	6.3 (1/4")



MP-06-100-10
MP-06-100-20
MP-06-100-30
MP-06-100-50
MP-06-100-60
MP-06-100-70
MP-06-110-10
MP-06-110-20
MP-06-110-30
MP-06-110-50
MP-06-110-70
MP-06-120-10
MP-06-120-20
MP-06-120-30
MP-06-120-40
MP-06-120-50
MP-06-120-70
MP-06-130-10
MP-06-130-20
MP-06-130-30
MP-06-130-50
MP-06-130-60
MP-06-130-70
MP-06-140-10
MP-06-140-20
MP-06-140-30
MP-06-140-50
MP-06-140-70