



92 Cam Latch

T and L-Handle · Adjustable grip

- Round hole install
- Detents in open and closed position

Material and Finish

Zinc alloy and steel, zinc plated

Performance Details

Max. static load:

Short cam 400 N (90 lbf)

Long cam 200 N (45 lbf)

Installation Notes

Screw and lockwasher assembly M4 x 10 (supplied).

For door thickness range > 3.0 (.12) calculate screw length using the following formula:

Door thickness range + 7.00 (.28)

Keys

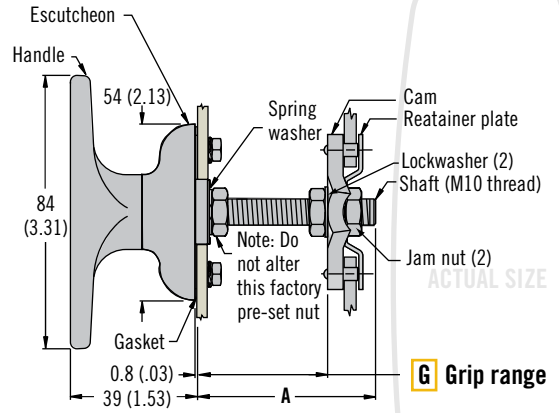
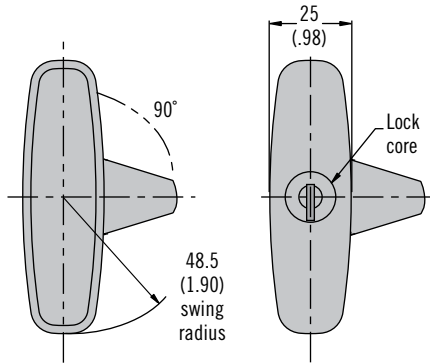
See page 98

Notes

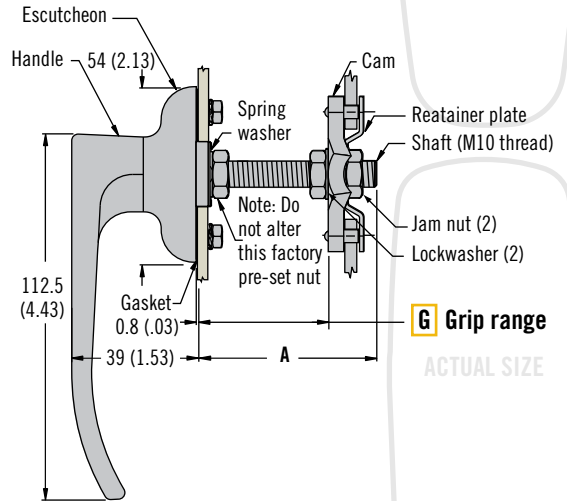
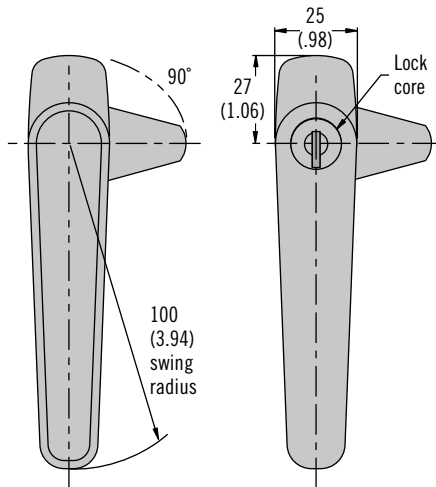
For fixed grip versions see pages 92 - 93

For version with 8 (.32) square shaft see page 111

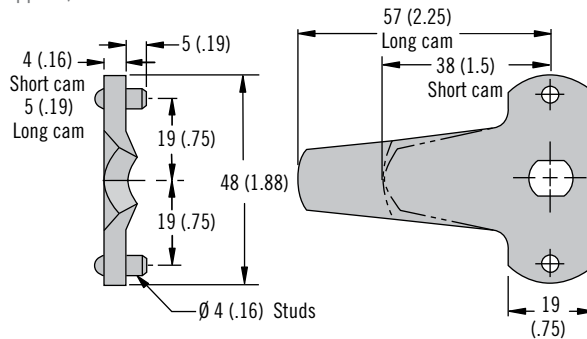
T-Handle



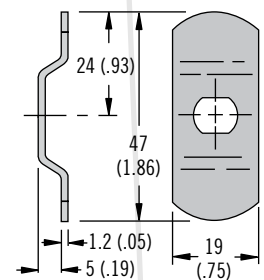
L-Handle



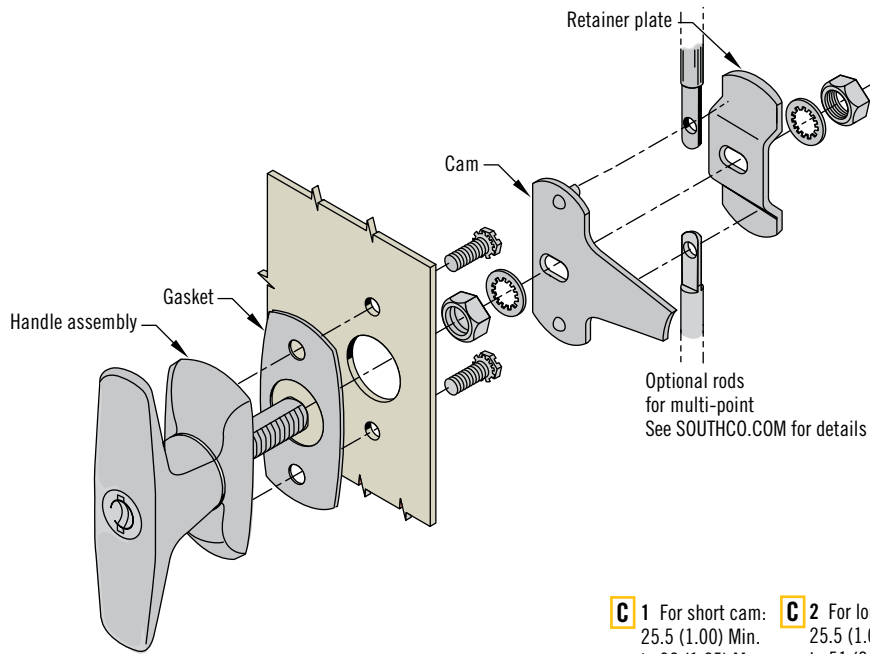
Cam (supplied)



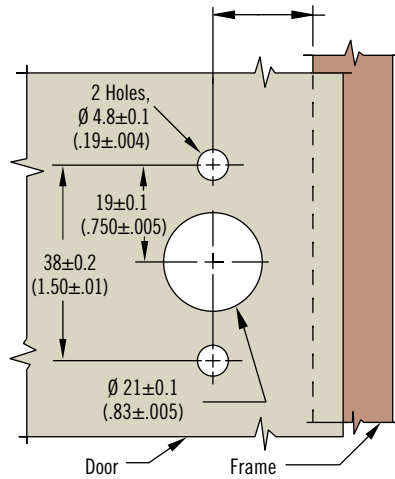
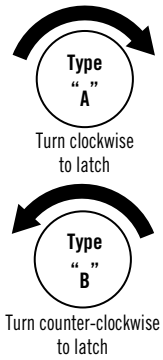
Retainer Plate (supplied)



Dimensions in millimeters (inch) unless otherwise stated



C 1 For short cam: 25.5 (1.00) Min. to 32 (1.25) Max.
C 2 For long cam: 25.5 (1.00) Min. to 51 (2.00) Max.



Part Number Selection

R Rotation

- 1 Type A clockwise to latch
- 2 Type B counter-clockwise to latch

F Finish

- 1 Bright chrome
- 5 Black powder coated

C Cam

- 1 Short 38 (1.5)
- 2 Long 57 (2.25)

92 - **L** **R** - **F** **G** **C**

- L** Lock style
- 1 T-handle non-locking
 - 2 T-handle key-locking CH751 (two keys supplied)
 - 3 L-handle non-locking
 - 4 L-handle key-locking CH751 (two keys supplied)


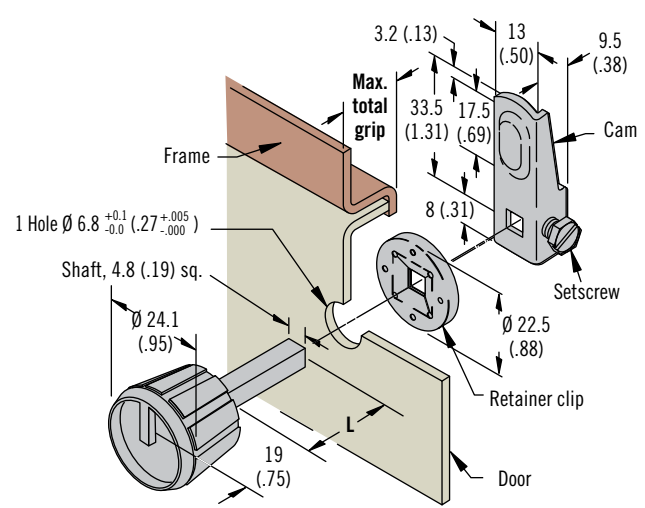
G Grip	Min.	Max.	A
1		19 (.75)	32 (1.25)
2	16 (.63)	32 (1.25)	44.5 (1.75)
3		44.5 (1.75)	57.5 (2.25)



61 Cam Latch

Universal cabinet series · Adjustable grip

Knob Style



- Single hole installation
- Accommodates wide grip ranges

Material and Finish

Nylon and steel, zinc plated

Performance Details

Max. static load: 110 N (25 lbf)

Notes

Knob style shown. Additional L-handle and flush slotted styles available

Max. Total Grip	Shaft Length L	Assembly Part number
12.5 (.50)	25.5 (1.00)	61-10-102-11
25 (1.00)	38 (1.50)	61-10-104-11
44.5 (1.75)	57 (2.25)	61-10-107-11

Other options available. For complete details on variety, part numbers, installation and specification, go to



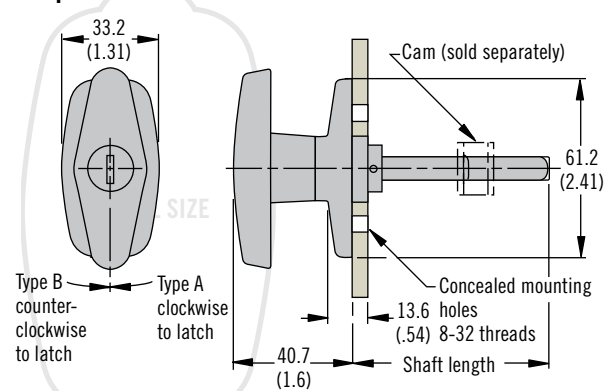
www.southco.com/61

92 Cam Latch

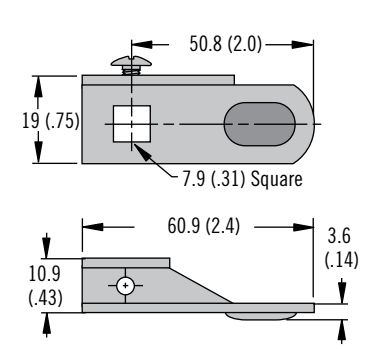
T, Compact-T and L-handle · Adjustable grip



Compact T-handle



Cam



- Easy cam adjustments

Material and Finish

Zinc alloy, powder coated or chrome plated and steel, zinc plated

Performance Details

Max. static load: 150 N (34 lbf)

Notes

Black and chrome finish available
For versions with threaded shaft see pages 102 - 103.
For fixed grip versions see pages 92 - 93.

Finish	Shaft Length	Locking Compact-T Part Number	
		Type A	Type B
Black	38.1 (1.5)	92-61-113-50	92-61-213-50
	50.8 (2.0)	92-61-114-50	92-61-214-50
	63.5 (2.5)	92-61-115-50	92-61-215-50

Cam Part Number
92-24-203-12

Compact T-handle style shown. T and L-handle style available. Locking and non-locking.



Dimensions in millimeters (inch) unless otherwise stated

Other options available. For complete details on variety, part numbers, installation and specification, go to



www.southco.com/92

92-11-111	92-31-121	92-50-115-10	92-70-204-50
92-11-112	92-31-122	92-50-115-50	92-70-205-10
92-11-121	92-31-131	92-61	92-70-205-50
92-11-122	92-31-132	92-61-103-10	92-70-211-10
92-11-131	92-31-511	92-61-103-50	92-70-211-50
92-11-132	92-31-512	92-61-104-10	92-70-212-10
92-11-511	92-31-521	92-61-104-50	92-70-212-50
92-11-512	92-31-522	92-61-105-10	92-70-213-10
92-11-521	92-31-531	92-61-105-50	92-70-213-50
92-11-522	92-31-532	92-61-113-10	92-70-214-10
92-11-531	92-32-111	92-61-113-50	92-70-214-50
92-11-532	92-32-112	92-61-114-10	92-70-215-10
92-12-111	92-32-121	92-61-114-50	92-70-215-50
92-12-112	92-32-122	92-61-115-10	92-81
92-12-121	92-32-131	92-61-115-50	
92-12-122	92-32-132	92-61-203-50	
92-12-131	92-32-511	92-61-204-50	
92-12-132	92-32-512	92-61-205-10	
92-12-511	92-32-521	92-61-205-50	
92-12-512	92-32-522	92-61-213-10	
92-12-521	92-32-531	92-61-213-50	
92-12-522	92-32-532	92-61-214-10	
92-12-531	92-41-111	92-61-214-50	
92-12-532	92-41-112	92-61-215-10	
92-21-111	92-41-121	92-61-215-50	
92-21-112	92-41-122	92-62	
92-21-121	92-41-131	92-70-101-10	
92-21-122	92-41-132	92-70-101-50	
92-21-131	92-41-511	92-70-102-10	
92-21-132	92-41-512	92-70-102-50	
92-21-511	92-41-521	92-70-103-10	
92-21-512	92-41-522	92-70-103-50	
92-21-521	92-41-531	92-70-104-10	
92-21-522	92-41-532	92-70-104-50	
92-21-531	92-42-111	92-70-105-10	
92-21-532	92-42-112	92-70-105-50	
92-22-111	92-42-121	92-70-111-10	
92-22-112	92-42-122	92-70-111-50	
92-22-121	92-42-131	92-70-112-10	
92-22-122	92-42-132	92-70-112-50	
92-22-131	92-42-511	92-70-113-10	
92-22-132	92-42-512	92-70-113-50	
92-22-511	92-42-521	92-70-114-10	
92-22-512	92-42-522	92-70-114-50	
92-22-521	92-42-531	92-70-115-10	
92-22-522	92-42-532	92-70-115-50	
92-22-531	92-50-103-10	92-70-201-10	
92-22-532	92-50-105-10	92-70-201-50	
92-24-202-12	92-50-105-50	92-70-202-10	
92-24-203-12	92-50-113-10	92-70-202-50	
92-24-204-12	92-50-113-50	92-70-203-10	
92-31-111	92-50-114-10	92-70-203-50	
92-31-112	92-50-114-50	92-70-204-10	