



NY Nylatch Panel Fastener

Push / pull style

- Simple reusable panel fastener
- Multiple styles and sizes
- Non-conductive and non-corrosive materials

Material and Finish

Grommet: Polycarbonate, black or white, or polysulfone, black

Plunger: Nylon, black or white, or polyester, black

Performance Details

Ultimate shear load:

4.8 (3/16): 200 N (45 lbf)

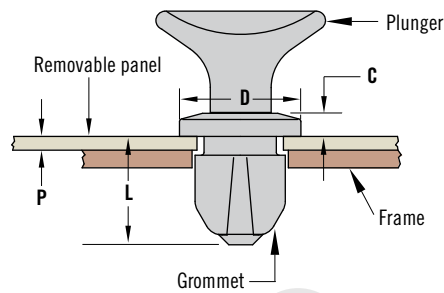
6.4 (1/4): 330 N (75 lbf)

7.9 (5/16): 667 N (150 lbf)

Max. operating temperature:
85°C (185°F)

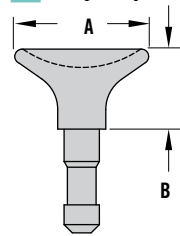
Flammability rating:

See part number selection

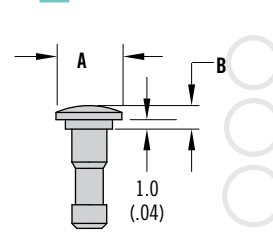


Head Style Code	Plunger Size					
	4.8 (3/16)		6.4 (1/4)		7.9 (5/16)	
	A	B	A	B	A	B
Easy Grip	12.7 (.50)	8.1 (.32)	14.4 (.57)	8.6 (.34)	16.0 (.63)	9.6 (.38)
Low Profile	6.6 (.26)	2.5 (.10)	7.1 (.28)	2.5 (.10)	7.6 (.30)	2.8 (.11)
Mini Grip	6.3 (.25)	6.6 (.26)	8.1 (.32)	7.1 (.28)	9.6 (.38)	7.6 (.30)

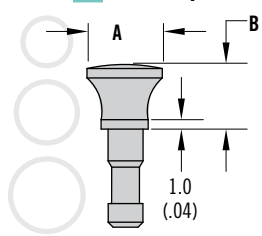
H Easy Grip



H Low Profile



H Mini Grip



ACTUAL SIZE

ACTUAL SIZE

3/16" Sizes \varnothing 4.8 (.188) ACTUAL SIZE

Sheet Capacity		Dimensions			Length Number	
G Range	P Max.	C Max.	L Max.	\varnothing D	G Grommet	L Plunger
1.4 - 3.9 (.056 - .153)	1.0 (.042)	1.6 (.065)	8.4 (.330)	6.5 (.255)	-31	-32
2.0 - 4.5 (.079 - .176)	1.6 (.065)	1.3 (.050)	8.8 (.346)		-32	-32
2.8 - 5.3 (.112 - .209)	2.5 (.098)		9.9 (.390)		-33	-33
3.9 - 6.3 (.152 - .249)	3.5 (.138)		10.9 (.430)		-34	-34

1/4" Sizes \varnothing 6.4 (.250)

Sheet Capacity		Dimensions			Length Number	
G Range	P Max.	C Max.	L Max.	\varnothing D	G Grommet	L Plunger
1.5 - 3.8 (.059 - .148)	1.0 (.042)	2.0 (.079)	9.4 (.371)	8.5 (.336)	-41	-42
2.1 - 4.4 (.084 - .173)	1.6 (.065)	1.6 (.064)	9.8 (.386)		-42	-42
3.0 - 5.3 (.118 - .207)	2.5 (.098)		10.9 (.430)		-43	-43
4.6 - 6.9 (.182 - .271)	4.1 (.162)		12.5 (.494)		-44	-44

5/16" Sizes \varnothing 7.9 (.313)

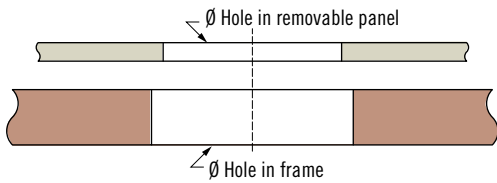
Sheet Capacity		Dimensions			Length Number	
G Range	P Max.	C Max.	L Max.	\varnothing D	G Grommet	L Plunger
1.5 - 3.8 (.059 - .148)	1.0 (.042)	2.4 (.095)	9.4 (.371)	10.7 (.420)	-51	-52
2.1 - 4.4 (.084 - .173)	1.6 (.065)	2.0 (.080)	9.8 (.386)		-52	-52
3.0 - 5.3 (.118 - .207)	2.5 (.098)		10.9 (.430)		-53	-53
4.6 - 6.9 (.182 - .271)	4.1 (.162)		12.5 (.494)		-54	-54
5.8 - 8.1 (.230 - .319)	5.3 (.210)		13.8 (.542)		-55	-55



www.southco.com/NY

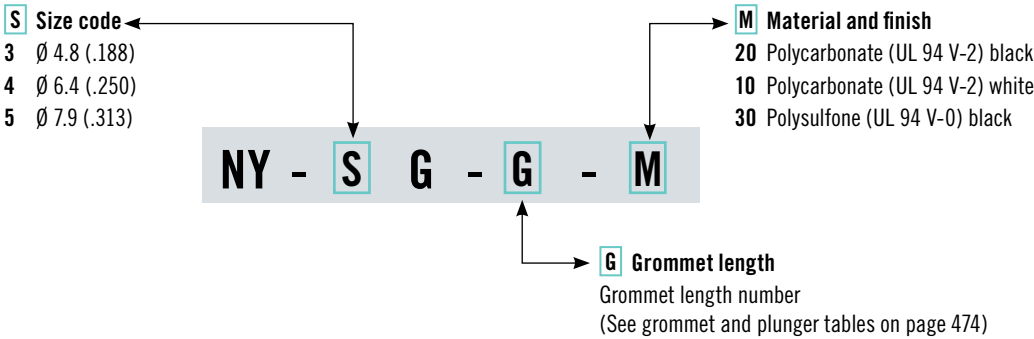
Dimensions in millimeters (inch) unless otherwise stated

southco
CONNECT · CREATE · INNOVATE

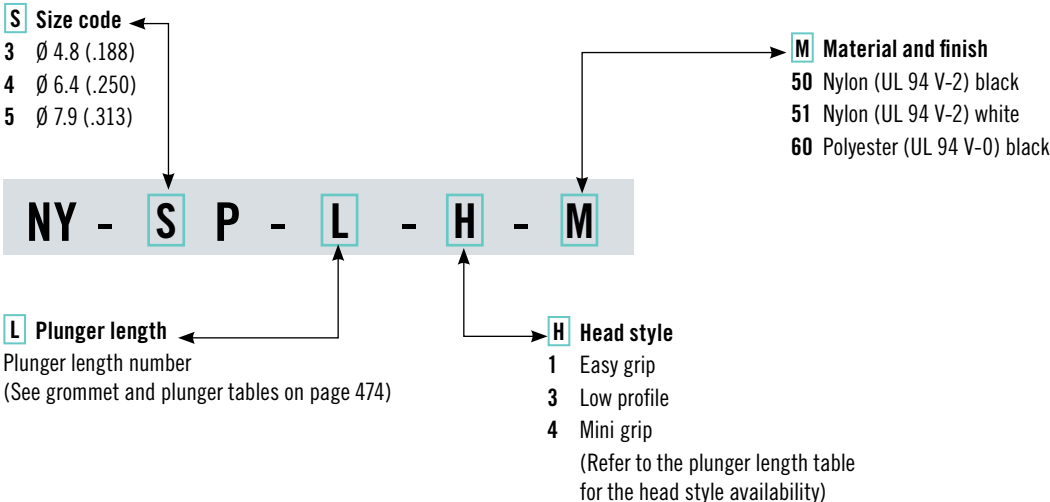


Size	Ø Removable Panel Hole	Ø Frame Hole
4.8 (3/16)	4.57 - 4.65 (.180 - .183)	4.8 - 4.88 (.189 - .192)
6.4 (1/4)	6.04 - 6.15 (.238 - .242)	6.35 - 6.45 (.250 - .254)
7.9 (5/16)	7.47 - 7.59 (.294 - .299)	8.03 - 8.2 (.316 - .323)

Grommet Part Number



Plunger Part Number



Part Number Selection

Order grommet and plunger separately

Plunger and grommet size code must match