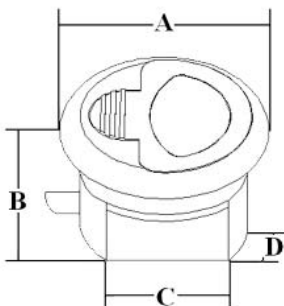


ACCESS HARDWARE

M5 Push-to-Close Latch • Medium • Stainless Steel • Flush Pull

SLAM LATCH - SEALED NYLON HOUSING

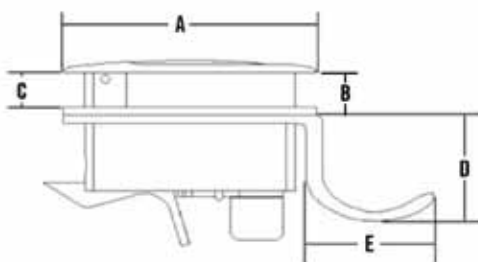
- 316 stainless steel & nylon housing
- Designed for waterproof compartment
- Comes with a 3mm (1/16") spacer ring
- 6mm (3/16") and 9mm (5/16") spacer ring also available
- Comes with striker number M5-C-601-8, Contact Southco Marine for alternatives
- 3mm spacer M5-C-401-2 and locking comes with key part number M7-88-9121324-S
- Available in locking or nonlocking
- Door thickness 22mm (7/8") Max. Screw size 8 (not included)



Part No	Model	A mm	B mm	C mm	D mm
M5-21-000-2	W/O Lock	60 (2 3/8")	41 (1 5/8")	50 (2")	33 (1 5/16")
M5-21-100-2	W/ Lock	60 (2 3/8")	41 (1 5/8")	50 (2")	33 (1 5/16")

SLAM LATCH – BAT HANDLE

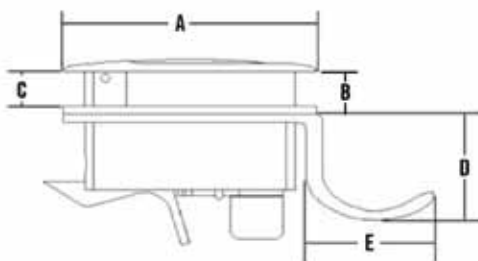
- 316 stainless steel
- Fits 11-17mm (7/16-3/4") thickness
- Installation screws included
- Complete with striker M5-C-621-8. Contact Southco Marine for alternatives
- Locking comes with key number M7-88-9121324-S
- Available in locking or nonlocking



Part No	Model	A mm	B Max.	B Min.	C Max.	D	E
M5-22-000-8	W/O Lock	60 (2 3/8")	17 (3/4")	11 (7/16")	N/A	N/A	N/A
M5-22-100-8	W/Lock	60 (2 3/8")	17 (3/4")	11 (7/16")	N/A	N/A	N/A
M5-22-110-8	Lock and Inside Pull	60 (2 3/8")	N/A	N/A	14 (1/2")	25 (1")	29 (1 1/8")

SLAM LATCH - SLIM HANDLE

- 316 stainless steel
- Installation screws included
- Complete with striker M5-C-601-8 Contact Southco Marine for alternatives
- Available in locking or nonlocking



Part No	Model	A mm	B Max.	B Min.	C Max.	D	E
M5-23-000-8	W/O Lock	60 (2 3/8")	17 (3/4")	11 (7/16")	N/A	N/A	N/A
M5-23-100-8	W/Lock	60 (2 3/8")	17 (3/4")	11 (7/16")	N/A	N/A	N/A
M5-23-110-8	Lock and Inside Pull	60 (2 3/8")	N/A	N/A	14 (1/2")	25 (1")	29 (1 1/8")

