

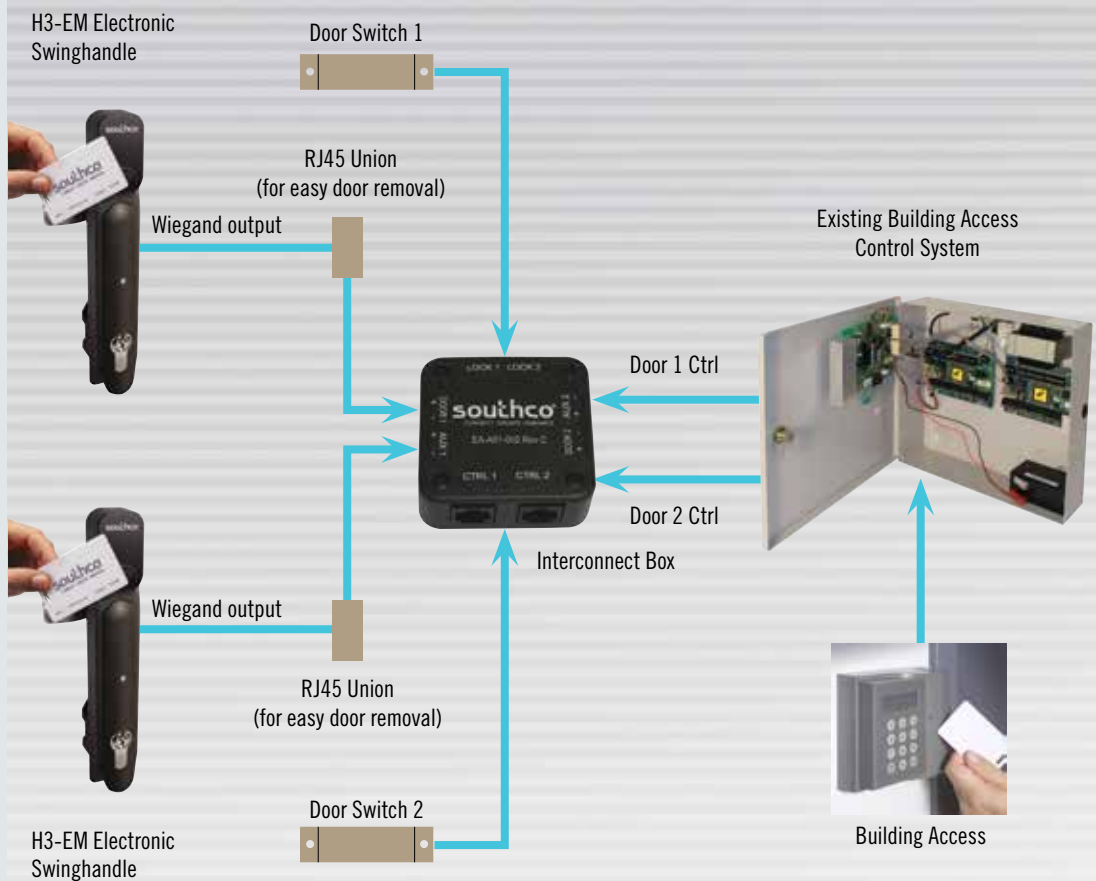
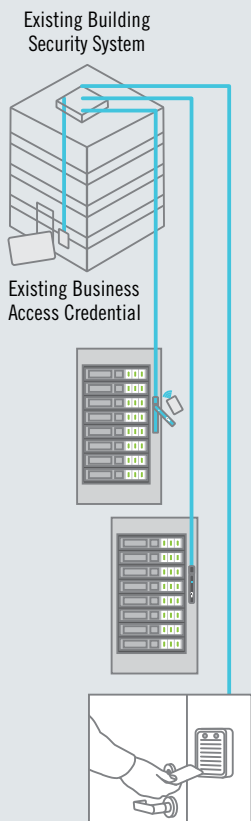


Security System Integration Kit

Electronic Access

- Simplifies wiring between data center racks and remote access control panels
- Connects Southco H3-EM Electronic Swinghandle to existing access control system
- Facilitates both remote control and monitoring of H3-EM Electronic Swinghandle
- Cabinet level cables, door switches, and connectors included in kit
- System integration using standard structured cabling

The EA-A01 Security System Integration Kit simplifies the cabling and connections necessary between Southco's H3-EM Electronic Swinghandle with integrated card reader, and any Wiegand based access control system. The Integration Kit provides a complete turnkey solution that offers a simple, cost effective way to control and monitor access at the rack level within the data center. When integrated with an existing access control system, the new Integration Kit facilitates complete remote control and monitoring from building and room access down to server door access, which demonstrates compliance with regulatory requirements such as HIPAA, HITECH, PCI DSS and Sarbanes-Oxley.



Other options available. For complete details on variety, part numbers, installation and specification, go to



www.southco.com/EA-A01

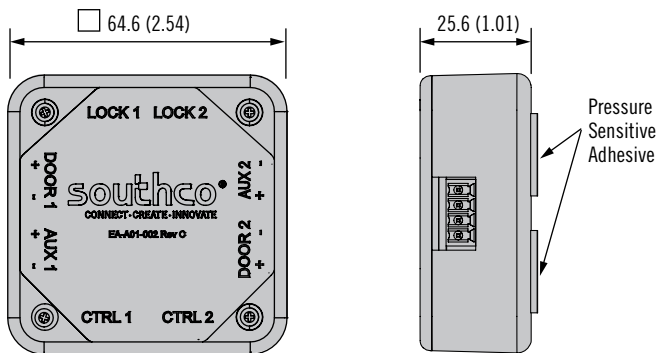
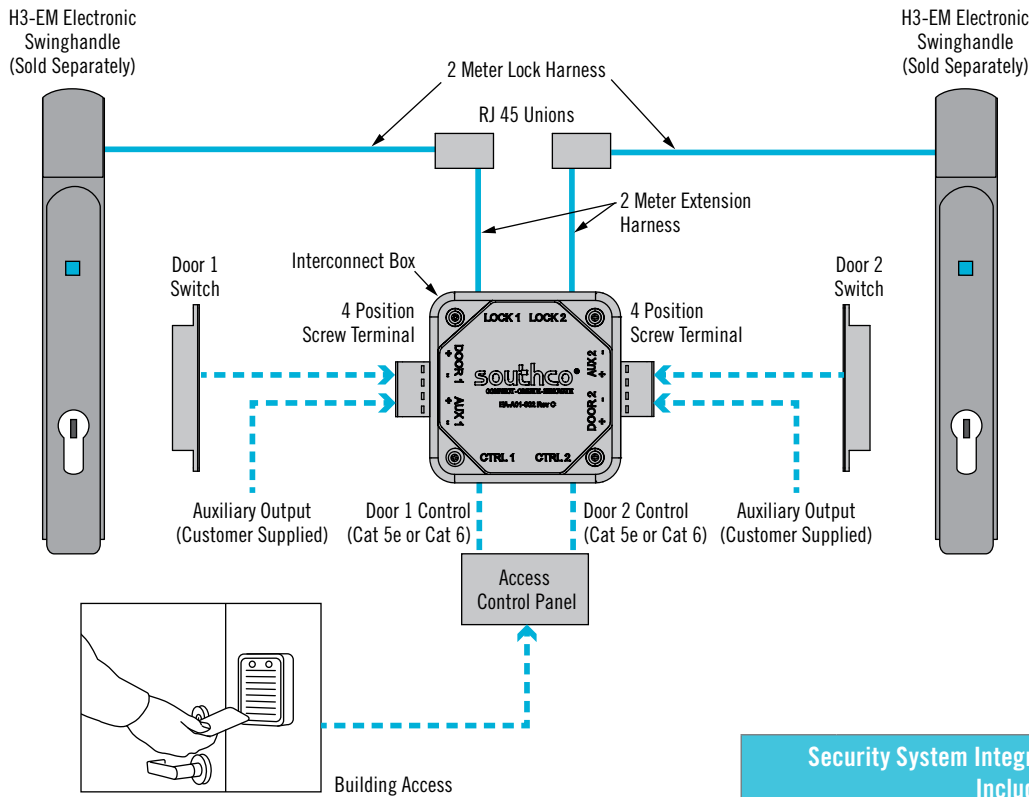
Dimensions in millimeters (inch) unless otherwise stated

southco
CONNECT · CREATE · INNOVATE

Security System Integration Kit

Electronic Access

Security System Integration Kit layout (Part Number EA-A01-102)



Material and Finish

Housing: ABS, UL94-5VA

PCB: FR4

Specifications

RoHS Compliant

Auxiliary and Door Switch Contacts not to exceed 0.4 A

Connects to any Wiegand based Access Control Panel







Mounting

Interconnect Box supplied with pressure sensitive adhesive

*Note: In system layout, solid lines shown represent Southco supplied wiring; dotted lines shown represent customer supplied wiring

See Southco Trade Drawing J-EA-A01-102 for additional wiring and pin out details

Security System Integration Kit Part Number EA-A01-102 Includes the following:

Quantity	Description	
1	Interconnect Box	
2	RJ45 Union (For door removal)	
2	2 Meter Extension Harness (CAT 5e cable)	
2	2 Meter Lock Harness (Custom Southco Cable)	
2	4 Position Screw Terminal (For door switch and auxiliary output connection)	
2	Magnetic Door Switch (For sensing door status. Mount using supplied adhesive or screws.) Note: cable not included	
1	User Instructions (J-EA-A01-102-M)	

Dimensions in millimeters (inch) unless otherwise stated



Global Corporate Headquarters and Americas Customer Service & Technical Support Center
Concordville, PA – USA · Tel: (1) 610-459-4000 · Fax: (1) 610-459-4012



Other options available. For complete details on variety, part numbers, installation and specification, go to

www.southco.com/EA-A01

©Southco H3-EM 972NA 04-14